

Date: February 2021
Rev: VI
No. of Components: Two
Mix Ratio by Weight: 10 : 1
Specific Gravity: Part A: 1.20 Part B: 1.02 Syringe: 1.19
Pot Life: ≤ 3 Hours
Shelf Life- Bulk: One year at room temperature
Shelf Life- Syringe: 6 months at -40°C

Biocompatible Certified Cure: 150°C / 1.5 Hours

Alternative biocompatible cure schedules may be possible, but have not been certified. Contact med@epotek.com with any questions.

NOTES:

- Container(s) should be kept closed when not in use.
- Filled systems should be stirred thoroughly before mixing and prior to use.
- Performance properties (rheology, conductivity, others) of the product may vary from those stated on the data sheet when bi-pak/syringe packaging or post-processing of any kind is performed. Epoxy's warranties shall not apply to any products that have been reprocessed or repackaged from Epoxy's delivered status/container into any other containers of any kind, including but not limited to syringes, bi-paks, cartridges, pouches, tubes, capsules, films or other packages.
- Syringe packaging will impact initial viscosity and effective pot life, potentially beyond stated parameters.
- If product crystallizes in storage, place container in warm oven until crystallization disappears. Please refer to Tech Tip #7 on website.
- **TOTAL MASS SHOULD NOT EXCEED 25 GRAMS**

Product Description: EPO-TEK® MED-353ND is a biocompatible, high temperature, high Tg, and high strength epoxy. It has decades of use and reliability in medical device designs worldwide. Medical applications span from fiber optics and endoscopes, to implants, to diagnostic equipment, to imaging modalities, to surgical tooling. It has high adhesion to SST, titanium, ceramics, glass and most plastic, as well as high chemical and moisture resistance.

Typical Properties: Cure condition: 150°C / 1.5 Hours Different batches, conditions & applications yield differing results.

Data below is not guaranteed. To be used as a guide only, not as a specification. * denotes test on lot acceptance basis

PHYSICAL PROPERTIES:			
* Color (before cure):	Part A: Clear	Part B: Amber	
* Consistency:	Pourable liquid		
* Viscosity (23°C) @ 50 rpm:	3,000-5,000	cPs	
Thixotropic Index:	N/A		
* Glass Transition Temp:	≥ 90	°C (Dynamic Cure: 20-200°C/ISO 25 Min; Ramp -10-200°C @20°C/Min)	
Coefficient of Thermal Expansion (CTE):			
	Below Tg:	51	x 10 ⁻⁶ in/in°C
	Above Tg:	178	x 10 ⁻⁶ in/in°C
Shore D Hardness:	85		
Lap Shear @ 23°C:	> 2,000	psi	
Die Shear @ 23°C:	≥ 10	Kg	3,556 psi
Degradation Temp:	413	°C	
Weight Loss:			
	@ 200°C:	0.48	%
	@ 250°C:	0.74	%
	@ 300°C:	1.27	%
Suggested Operating Temperature:	< 350	°C (Intermittent)	
Storage Modulus:	464,126	psi	
* Particle Size:	N/A		
OPTICAL PROPERTIES:			
Spectral Transmission:	> 89% @ 860-1600	nm	
Refractive Index:	1.5701 @589	nm	

Epoxyes and Adhesives for Demanding Applications™

This information is based on data and tests believed to be accurate. Epoxy Technology, Inc. makes no warranties (expressed or implied) as to its accuracy and assumes no liability in connection with any use of this product.

EPOXY TECHNOLOGY, INC.

14 FORTUNE DRIVE, BILLERICA, MA 01821 (978) 667-3805, FAX (978) 663-9782

www.epotek.com

Fiber and Electro-Optics

- Impregnating and terminating fiber optic image bundles and light guides, adhesive for flexible endoscopes, adhesion to plastic and glass optical fibers, structural and near hermetic sealing of glass, ceramic and metals
- Manufacture of all kinds of endoscopes, such as, laryngoscopes, gastroscopes, broncho-scopes and micro ophthalmoscopes; healthcare optics for colonoscopy, urology, and otolaryngology

Imaging Technologies

- OCT using NIR laser for cardiac and ophthalmic imaging
- Endoscopy with camera and video interface
- Ultrasound imaging, capsule endoscopes for GI tract viewing and monitoring
- Temperature probes integration, subcomponent bonding and final assembly of MRI and CT machines

Ultrasound / Ultrasonic

- Adhesive for catheter delivered surgical mapping, 3D imaging and mapping catheters; catheter ultrasound for cardiac therapy, such as AFib treatments
- Front-end ultrasound fabrication adhesive responsible for PZT arrays
- Back-end PZT processes enabling transducers, ultrasound probe repair adhesive

Life Sciences and MicroFluidics

- DNA and gene sequencers, readers and amplification circuits
- Potting, over-coating and weather proofing, fitness style wrist watches and wearable devices

Device and Diagnostics

- Sensor integration and subcomponents for respiratory, anesthesia, vapor and suction; gas and liquid flow monitoring
- SpO₂ patient monitoring; capnography, gas analyzers and flow meters
- Widely used adhesive for pressure and pH monitoring catheters

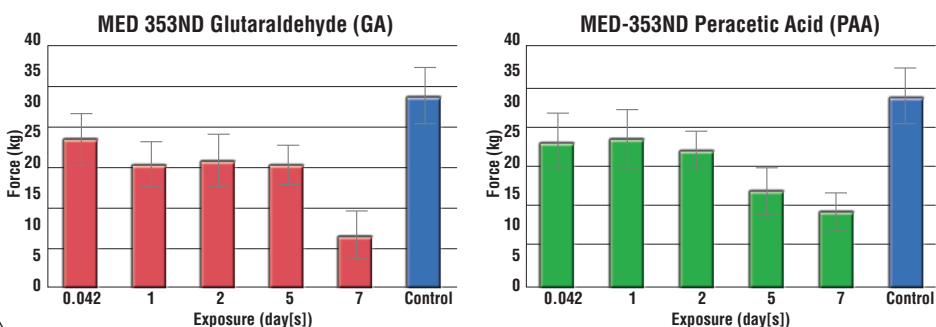
Implantable Devices

- Subcomponents for Ventricular Assist Devices (VAD) fabrication including pumps, coils and magnets
- Adhesive for ophthalmic implants; plastic bonding in intraocular lens (IOL) Micro sensors for intraocular pressure
- Hearing aids and implants; acoustic circuits and structural assembly
- Enabling neurostimulator technologies used for sleep apnea, bladder control and other conditions
- Adhesive for pacemakers, ICDs and IPGs
- Neurovascular implants treating aneurysm, stroke, epilepsy and Parkinson's Disease

Surgical Tools

- High power laser optics for general, reconstructive and cosmetic surgery
- Dental device adhesive, lighting or hand instrument
- Adhesive for neurovascular surgical delivery systems and coils for treating aneurysms
- Fabrication of Rf Ablation catheters, electro-surgical tool for tissue removal
- Laser for peripheral artery disease (PAD); atherectomy technologies
- Impregnating coil motors in orthopedic bone saws

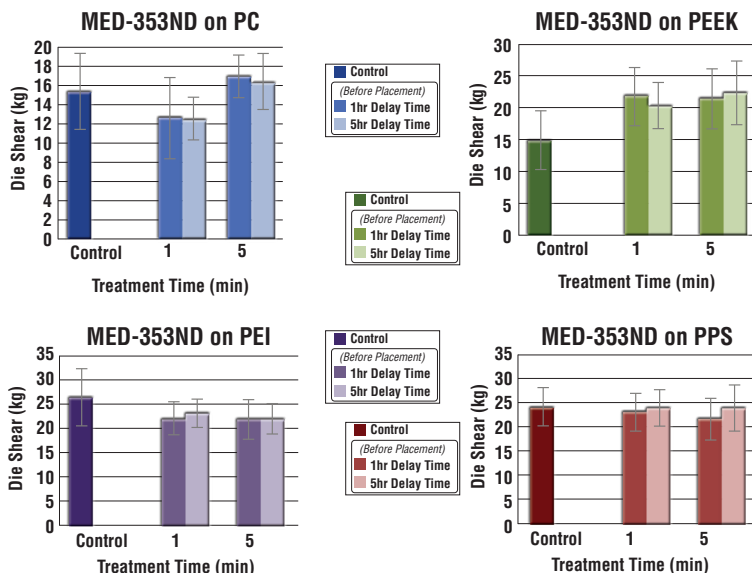
Strength of MED-353ND with Disinfectant Soaking



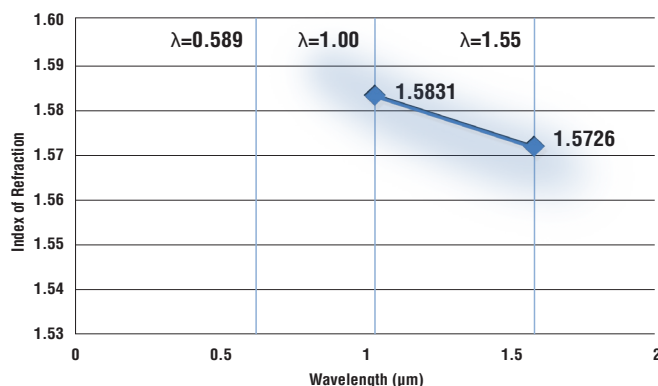
MED-353ND Test Parameters

- Adhesive cured: 150°C/1hr
- Surfaces: 2mm x 2mm ceramic onto glass substrates
- # of estimated cycles based on retaining 50% of initial strength
- 1 cycle defined as 20 min exposure
- 360 cycles (5d) for GA - estimated
- 500 cycles for PAA - estimated

MED-353ND Bonding Strength to Various Plastics



Index of Refraction vs. Wavelength EPO-TEK® MED-353ND



MED-353ND Test Conditions

- Adhesive cured: 150°C/1hrs (PEEK, PEI), 135°C/1.5hrs (PPS), 110°C/2hrs (PC)
- Surfaces: 2mm x 2mm ceramic onto plastics
- Oxygen plasma, 100ml/min flow rate
- 12 chips per substrate
- 1min and 5 min exposure time comparison
- Delay time = the duration after plasma etch, before die placement



Epoxy Technology Inc.
 14 Fortune Drive • Billerica, MA 01821
 phone 978-667-3805 fax 978-663-9782
 med@epotek.com

Biocompatibility Approvals

- EPO-TEK® MED-353ND cured at 150°C for 1.5 hours has been tested and is ISO 10993 Certified, meeting Hemolysis (10993-4), Cytotoxicity (10993-5), Implantation (10993-6) Intracutaneous (10993-10), Sensitization (10993-10) and Systemic Toxicity (10993-11) test protocols.

Sterilization Information

- Epoxy performance is most influenced by surface preparation and cleanliness, overall process and handling, and finally proper curing selection. While bulk samples of MED-353ND may resist sterilization technologies such as autoclave steam, gaseous technologies, gamma radiation as well as liquid disinfectants, the glue joints may differ. All users need to determine the suitability of MED-353ND for their given application.
- MED-353ND was found compatible with 100 cycles of Sterrad® 100NX at standard concentration. With prior Sterrad® generation models, it received an “excellent” compatibility rating after 500 cycles.
- MED-353ND is generally regarded for resisting few cycles of ETO and gamma radiation.
- MED-353ND can survive more than 360 cycles of liquid disinfection based on glutaraldehyde (3.4% concentration) and peracetic acid (0.23% concentration) before significant deterioration of the glue joint.

Packaging Availability

- EPO-TEK® MED-353ND is available in specialty packaging such as Pre-Mixed Frozen Syringes (PMF), Bi-Paks, or bulk (A & B containers).
- A Bi-Pak video tutorial can be found here:
<http://www.epotek.com/site/technical-material/application-video-tutorials/117-effective-handling-and-mixing-of-epo-tek®-bi-packs.html>
- A video tutorial on handling frozen syringes can be found here:
<http://www.epotek.com/site/technical-material/application-video-tutorials/231-proper-receiving-and-thawing.html>



Epoxy Technology Inc.
14 Fortune Drive • Billerica, MA 01821
phone 978-667-3805 fax 978-663-9782
med@epotek.com